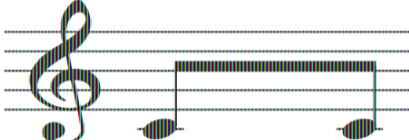


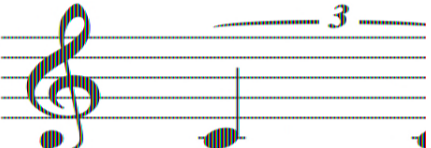
Swing Feel

當你看到譜面上的這個  記號時，

表示要把一般的八分音符：




彈奏成這個樣子：



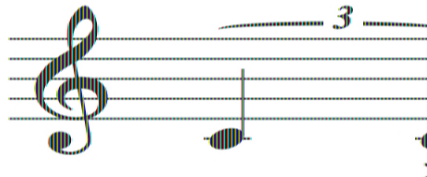
上面的3，表示三連音的意思。

可以想像成這樣：



音符的時質比是2：1，也就是第一個正拍音符佔一拍中的2/3，而後半拍的音符佔1/3的時值，中間的音不用彈（連結線）。

大部分再彈奏時，後半拍會加上重音，記號會用「>」標示：




練習時也很常跟著唱出來doo—ba（嘟～吧）：



能幫助自己抓到節奏。

如果正拍是休止符，不容易抓到後半拍的時候，會唱n—ba（嗯～吧）：



這算是有點打破以往對於彈奏鋼琴上的認知，為了達到這樣的效果需要做「刻意練習」，並且用力唱出來，特別是重音的部分。本書的練習都會使用這個節奏來做練習。

也非常建議使用節拍器來練習。

Jazz H

練習一、Swing Feel基礎練



Swing Feel ♩ = ♩³ ♩
♩ = 60 to 200

- 練習步驟：
 第一步：先彈出Swing的三拍子
 第二步：彈出後半拍的重音
 第三步：Swing加上重音

Piano


Pno.

Pno.

Pno.


Jazz Hanon

Pno.




The first system of musical notation for 'Jazz Hanon' consists of two staves, treble and bass, grouped by a brace on the left. The treble staff contains a sequence of eighth notes, while the bass staff contains a sequence of quarter notes. The piece is in 4/4 time, with a key signature of one flat (B-flat major or D minor).

Pno.




The second system of musical notation for 'Jazz Hanon' consists of two staves, treble and bass, grouped by a brace on the left. The treble staff contains a sequence of eighth notes, while the bass staff contains a sequence of quarter notes. The piece is in 4/4 time, with a key signature of one flat (B-flat major or D minor).

Pno.



The third system of musical notation for 'Jazz Hanon' consists of two staves, treble and bass, grouped by a brace on the left. The treble staff contains a sequence of eighth notes, while the bass staff contains a sequence of quarter notes. The piece is in 4/4 time, with a key signature of one flat (B-flat major or D minor).

Pno.



The fourth system of musical notation for 'Jazz Hanon' consists of two staves, treble and bass, grouped by a brace on the left. The treble staff contains a sequence of eighth notes, while the bass staff contains a sequence of quarter notes. The piece is in 4/4 time, with a key signature of one flat (B-flat major or D minor).

- 注意：
- 1.速度從60練起，
 - 2.正拍音符底下的指將音符的時值彈得飽滿且持續，意延長手指在琴鍵上
 - 3.反拍的重音不是相對於正拍的音符

練習八、小調藍調音階

Swing Feel ♩ = ♩³ ♩
♩ = 60 to 200

右手彈小調藍調音階
左手彈屬七和弦 (7th) 的根音加上3rd、7th

C7

F7

Bb7

Pno.

Ab7

Db7

F#7

Pno.

E7

A7

D7

Pno.

Cm7

Cm6

Pno.

小調藍調音階除
也可以使用在小
例如：Cm7、C

注意：
屬七和弦本身屬
接受許多變化和
調和小調藍調音

藍調音階的基礎句型練習：

